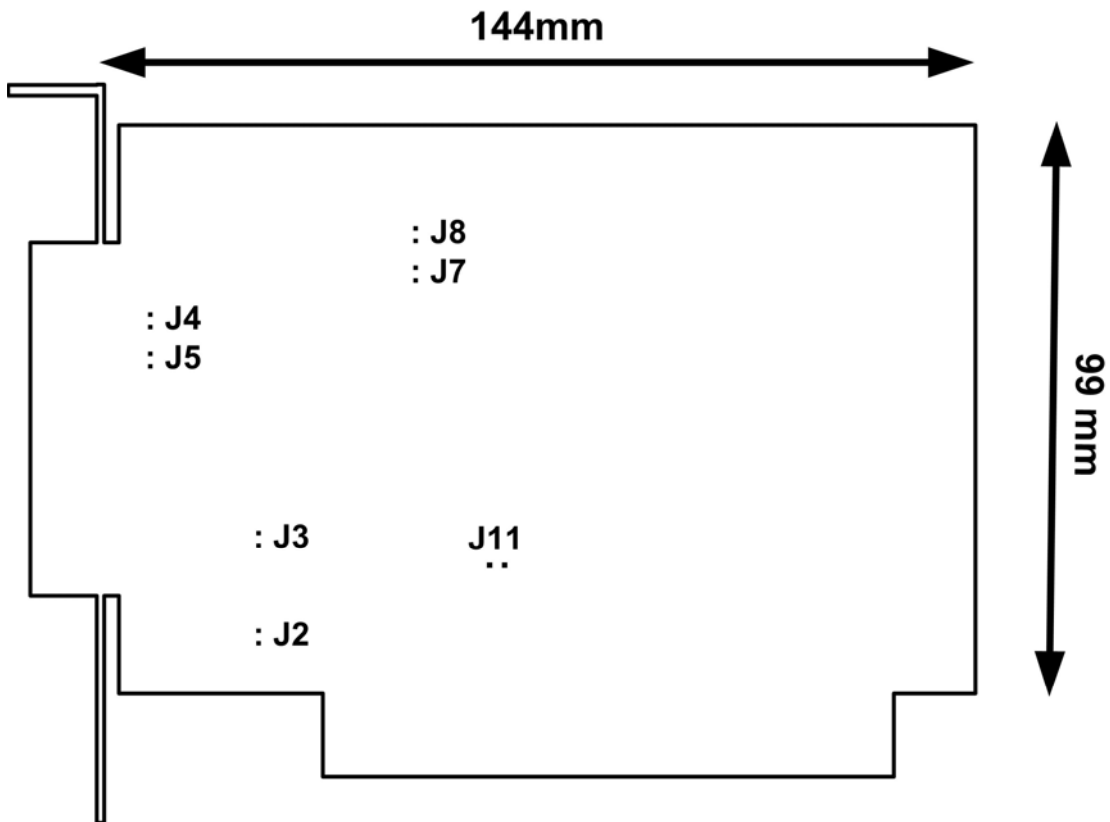


S5141 Data

Jumpers



Jumper	Remarks
J2, J3, J7, J8	To run the ports using RS232 with internal clocking set Jumpers J2, J3, J7 and J8 to positions 1 - 2. For all other configurations, including V.35 with internal clocking, leave the jumpers in the factory position of 3 - 4.
J4, J5	Change only for use on embedded clock multipoint RS485 applications.
J11	Factory use only. Do not change




DB37 pinout

PIN	P: RS232	S: RS232	P: V.35/X.21	S: V.35/X.21
1	RTS		RTS	
2	CTS		CTS	
3	GND	GND	GND	GND
4	DCD		DCD	
5	DTR		DTR (V.10)	
6	TXD			
7	RXD			
8	TXC			
9	RXC			
10		RTS		RTS
11		CTS		CTS
12		DCD		DCD
13		DTR		DTR (V.10)
14		TXD		
15		RXD		
16		TXC		
17		RXC		
18			TXB	
19			TXA	

PIN	P: RS232	S: RS232	P: V.35/X.21	S: V.35/X.21
20			RXB	
21			RXA	
22			TX Clock A	
23			TX Clock B	
24			RX Clock A	
25			RX Clock B	
26			DTR A (V.11)	
27			DTR B (V.11)	
28				TXA
29				TXB
30				RXA
31				RXB
32				TX Clock A
33				TX Clock B
34				RX Clock A
35				RX Clock B
36				DTR A (V.11)
37				DTR B (V.11)

Cables

The S5141 card is normally shipped with your choice of cables supporting the Primary (4Mbps) port only. These are:

617	DB37 – V.35, 1.25M shielded	
618	DB37 – X.21, .25M shielded	
619	DB37 – RS232, .25M shielded	

For applications that make use of both Primary (4Mbps) and Secondary (512kbps) ports, the 621 dual port upgrade kit substitutes a Y cable and pair of serial cables for the original Primary port cable.

Shown below is the 621kit for V.35, substituting a 620 Y cable plus two 608 V.35 cables for the 617 Primary port cable normally supplied.

